

# Guide for Participants Choosing and Joining Parallel Sessions (Breakout Rooms)


Dear Participants,

After the opening session ends, you will be invited to join one of the parallel sessions according to your scientific interest.

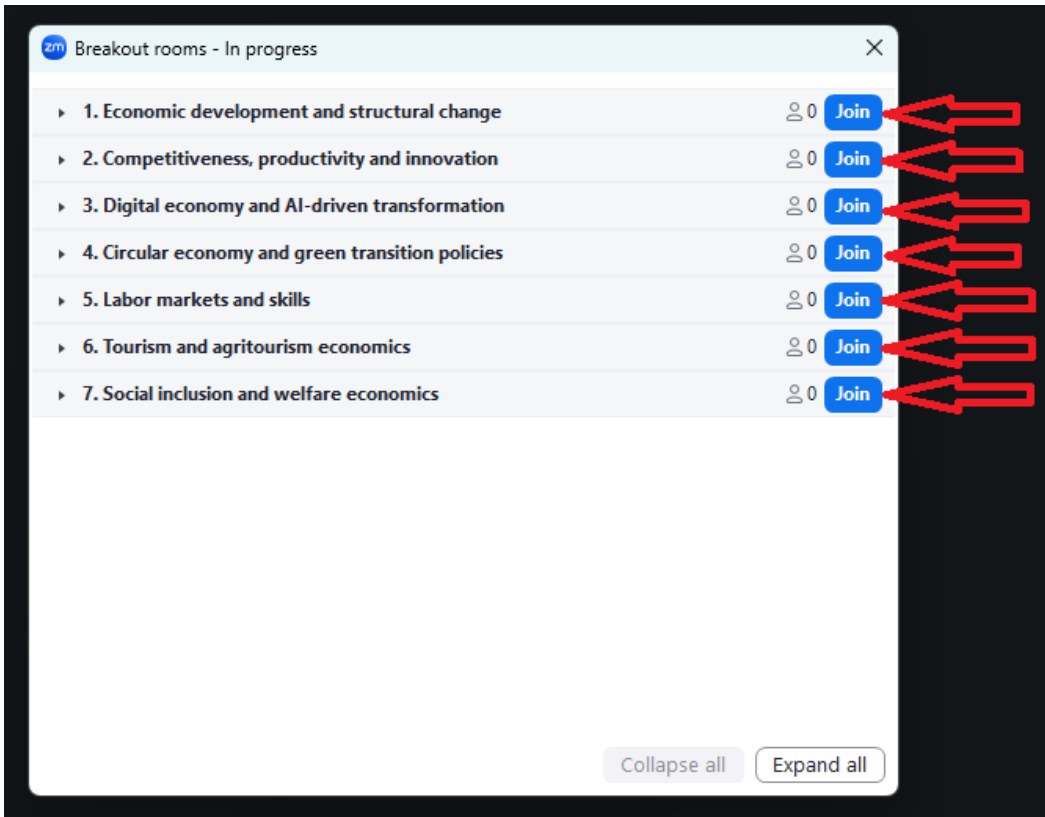
**It is very important to strictly respect the schedule indicated in the program.** If your parallel session finishes earlier than scheduled, please return to the main session at the established time.

To access the session you want, please follow the steps below:

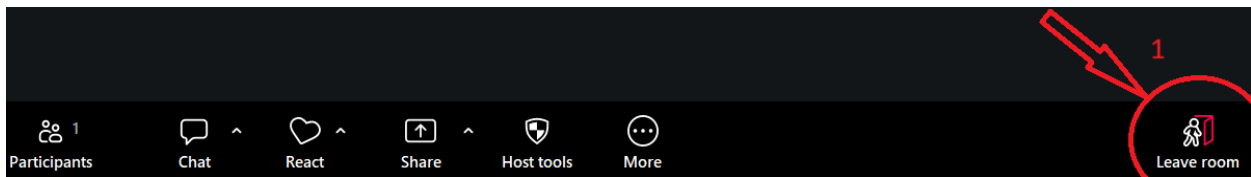
1. **Wait for the organizer's instruction.** At the appropriate time, you will receive the instruction to select a parallel session.
2. **Access the list of parallel sessions.** In the toolbar at the bottom of the screen, locate and click the **More** button, then select **Join Breakout Room**.

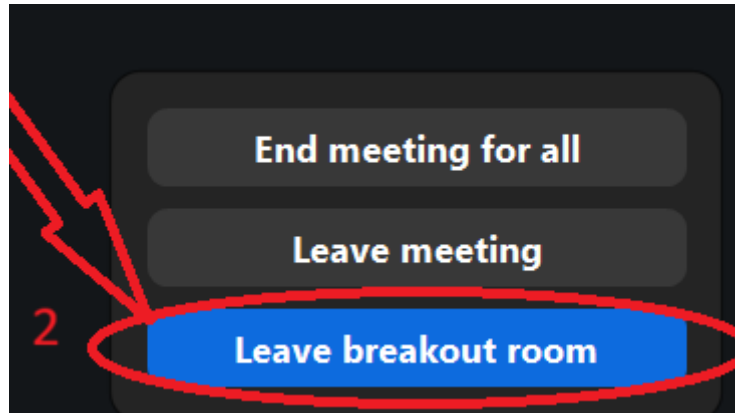


3. **Join the session.** From the displayed list, select the session that matches your interest and click the **Join** button to enter that session.



4. To return to the main session, select the **Leave** room option followed by **Leave breakout room.**





Thank you for your collaboration and we wish you a productive session!

Best regards, The Organizing Committee.